




**Create your own origami fish!**

**Step 1:** Fold the blue corner to meet the green





**Step 2:** Open your paper back up and fold the orange corner to meet the yellow




**Step 3:** Open your paper back up and fold in half as below




**Step 4:** Open your paper back up and push the middle of your 2 sides of paper (follow the red & purple dots) in to create a triangle



**Step 5:** Take the green corner and folder it half way across your triangle



**Step 6:** Then take the yellow corner and folder it across the opposite way



**Step 6:** Turn it over, draw a face and you have your own little fish!

